

# **UKULELE ZEN WORKSHOP BREATHE, STRUM, SMILE**

*With*

*Stuart Fuchs*



# Sing When the Spirit Says Sing

African American Spiritual

Ad Lib Your Own Verses

Ukulele

0 3 1 0 3 1 3 1 2 2 0 0 0

You've got- ta sing when the spi- rit says sing You've got- ta

**Dm** **A7** **Dm**

0 0 0 5 0 0 0 0 0 5 5 3 0 0 3 1

sing when the spi- rit says sing When the spi- rit says sing you've got- ta-

**A7** **Dm**

3 3 1 3 1 2 0 3 1 3 1 2 2 0 3 1

sing right al o- o- ng. Sing when the spi- rit says sing You've got- ta

**Gm** **Dm** **A7** **Dm**

# "I Feel Good" - By James Brown

AS SEEN ON

YouTube



## VERSE 1

**C7**

Wow! I feel good, I knew that I would, now

**F7**

**C7**

I feel good, I knew that I would, now

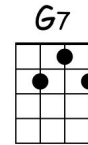
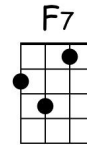
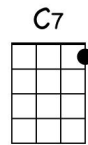
**G7**

**F7**

**C**

(Play Solo Lick)

So good, so good, I got you



## VERSE 2

**C7**

Wow! I feel nice, like sugar and spice

**F7**

**C7**

I feel nice, like sugar and spice

**G7**

**F7**

**C**

(Play Solo Lick)

So nice, so nice, I got you

## SOLO LICK IN TABLATURE

SOLO LICK IN TABLATURE

## SAXOPHONE LICK: Play 2x then go to bridge

SAXOPHONE LICK: Play 2x then go to bridge

## BRIDGE:

**F7**

**C7**

When I hold you in my arms I know that I can do no wrong

**F7**

**G7 (stop)**

**G7 (Stop)**

And when I hold you in my arms...My love won't do you no harm

## VERSE 3

**C7**

And I feel nice, like sugar and spice

**F7**

**C7**

I feel nice, like sugar and spice

**G7**

**F7**

**C**

(Solo Lick)

So nice, so nice, I got you

Want to play like a pro?  
 Let's go deeper by understanding the song's structure

Box Notation/4 beats each box  
 Count & follow along (see the "bouncing ball" to keep your place)

**CHORD CHART: VERSE** (12 bar blues with the RIFF at the end)

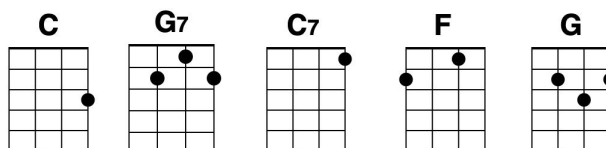
C7	C7	C7	C7
F7	F7	C7	C7
G7	F7	RIFF FOR TWO BARS	RIFF FOR TWO BARS

**CHORD CHART: BRIDGE** (8 bar bridge with breaks/hits at for the last two bars)

F7	F7	C7	C7
F7	F7	G7 (BREAK ON BEAT ONE)	G7 (BREAK ON BEAT TWO)



## Crawdad Song (Traditional)



C G7  
You get a line and I'll get a pole, honey — You get a line and I'll get a pole, babe  
C F  
You get a line and I'll get a pole — We'll go down the the crawdad hole  
C G7 C  
Honey sugar baby mine

C  
2. Wake up old man, you slept too late honey  
C G7  
Wake up old man, you slept too late babe  
C F  
Wake up old man, you slept too late — the crawdad girl just passed the gate  
C G7 C  
Honey sugar baby mine

3. Yonder comes a man with a sack on his back, honey ....  
Packing all the crawdads he can pack ...
4. What you going to do when the creek runs dry, honey ...  
Sit on the banks and watch the crawdads die ...
5. What did the hen say to the drake, honey ...  
Ain't no crawdads in that lake ...
6. Standing on the corner with a dollar in my hand, honey ...  
Standing there waiting for the crawdad man ...



Chord Progression in Box Notation  
4 beats each box/measure  
“%” means to play the same chord as previous measure

C	%	%	%	%	%	G7	%
C	C7	F	%	C	G7	C	%

## **“Move it on Over” - Hank Williams**

**A** **A7**  
Came in last night at half past ten, that baby of mine wouldn't let me in  
**D7** **A7**  
So move it on over (move it on over) Move it on over (move it on over)  
**E7** **D7** **A** **E7**  
Move over little dog cause the big dog's moving in

**A** **A7**  
She's changed the lock on my front door, My door key don't fit no more  
**D7** **A7**  
So get it on over (move it on over) Scoot it on over (move it on over)  
**E7** **D7** **A** **E7**  
Move over skinny dog cause the fat dog's moving in

**A** **A7**  
This dog house here is mighty small, But it's better than no house at all  
**D7** **A7**  
So ease it on over (move it on over) Drag it on over (move it on over)  
**E7** **D7** **A7** **E7**  
Move over old dog cause a new dog's moving in

### **Solo Break**

**A** **A7**  
She told me not to play around, But I done let the deal go down  
**D7** **A7**  
So pack it on over (move it on over) Tote it on over (move it on over)  
**E7** **D7** **A7** **E7**  
Move over nice dog cause a mad dog's moving in

**A** **A7**  
She warned me once, she warned me twice, But I don't take no one's advice  
**D7** **A7**  
So scratch it on over (move it on over) Shake it on over (move it on over)  
**E7** **D7** **A7** **E7**  
Move over short dog cause the tall dog's moving in

### **(LAST VERSE, *FEEL THE CHORD CHANGES!*)**

She'll crawl back to me on her knees, I'll be busy scratching fleas  
So slide it on over (move it on over) Sneak it on over (move it on over)  
Move over cold dog cause a hot dog's moving in



## 12 BAR BLUES FORM IN A

4 beats per box

**Standard Form**

A common variation on bar 4

I	I	I	I
IV	IV	I	I
V	IV	I	I

A7	A7	A7	A7
D7	D7	A7	A7
E7	D7	A7	A7

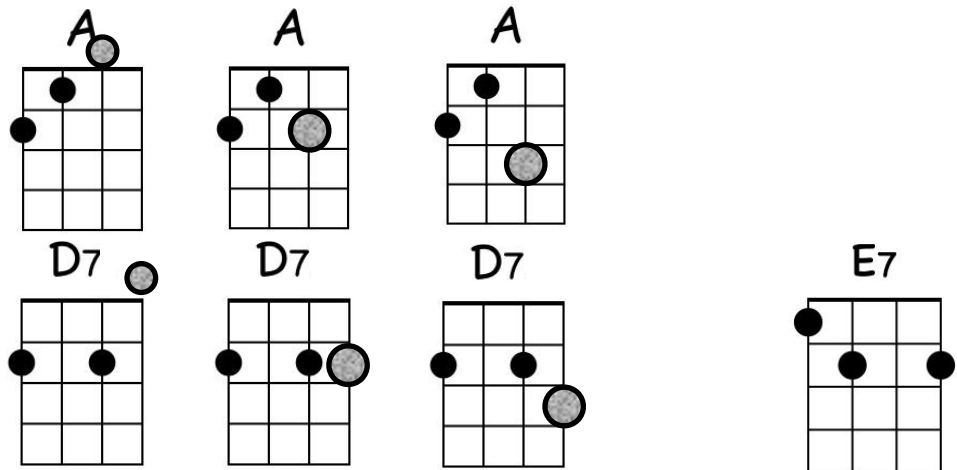
A	A	A	A7
D7	D7	A7	A7
E7	D7	A7	E7

**Quick Four Form**

I	IV	I	I
IV	IV	I	I
V	IV	I	V

A7	D7	A7	A7
D7	D7	A7	A7
E7	D7	A7	E7

“Boogie-woogie” notes on A & D7 chords



**Study Questions**

- Can you identify the I, IV & V chords in this Key?
- Can you follow the chart by seeing the “bouncing ball”?
- Can you “feel the changes”? (Hearing & playing the structure clearly)
- Can you play/sing the song & anticipate where the chords will change?



# ***THANK YOU***

***FOR BEING A PART OF THIS UKULELE  
COMMUNITY! I AM VERY GRATEFUL FOR  
EVERY LIKE & SHARE OF MY YOUTUBE  
VIDEO CONTENT.***

***FOR MORE PRINTABLES AND RESOURCES  
LIKE THIS, PLEASE JOIN OUR  
PATREON COMMUNITY:***

***WWW.PATREON.COM/UKULELEZEN***

